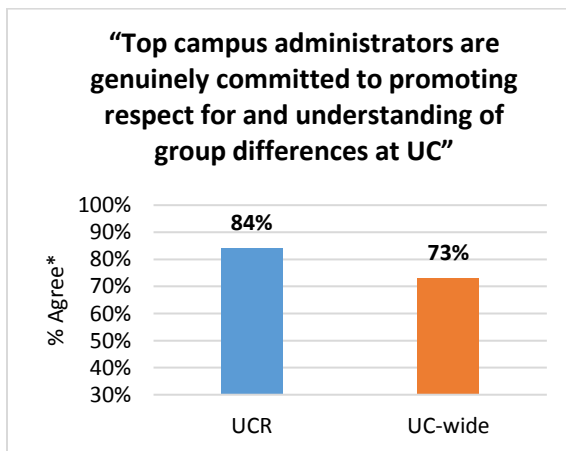


University of California Undergraduate Experience Survey (UCUES) 2016 UCR Results

Diversity:

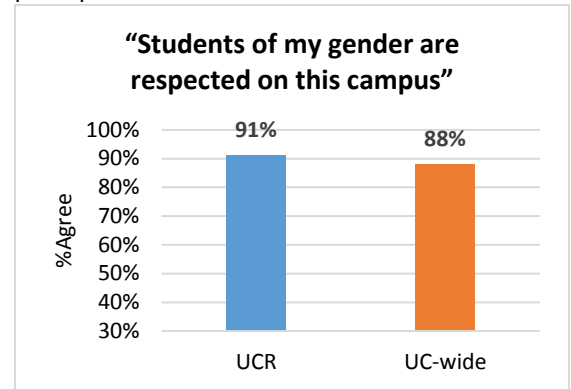
- 31% of UCR students strongly agreed with the statement “This campus values diversity,” compared to 19% of students UC-wide.
- 93% of UCR students agreed with the statement “Overall, I feel comfortable with the climate for diversity and inclusiveness at UC,” compared to 82% of students UC-wide.*
- 84% of UCR students agreed with the statement, “Top campus administrators are genuinely committed to promoting respect for and understanding of group differences at UC,” compared to 73% of students UC-wide.*



Campus Climate:

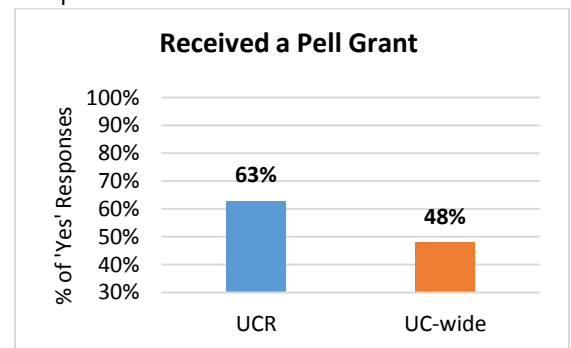
- 90% of UCR students agreed with the statement, “Students of my race/ethnicity are respected on this campus,” compared to 83% of students UC-wide.*
- 88% of UCR students agreed with the statement, “Students of my political beliefs are respected on this campus,” compared to 85% of students UC-wide.*

- 91% of UCR students agreed with the statement, “Students of my gender are respected on this campus,” compared to 88% of students UC-wide.* Note: the majority of UCR and UC-wide survey participants identified as female.



Financial Aid:

- 63% of UCR students reported receiving a Pell grant, compared to 48% of students UC-wide.
- 91% of UCR students reported applying for financial aid, scholarships, or grants, compared to 81% UC-wide.



Food Insecurity:

- 27% of UCR students indicated that they often (very often/often/somewhat often) “Skipped or cut the size of meals because there wasn’t enough money for food,” compared to 23% of students UC-wide.
- 50% of UCR students indicated that they worried (often or sometimes) whether their food would run out before they got money to buy more, compared to 42% of students UC-wide.

*Note: Agreement percentages include the sum total of Strongly Agree, Agree, and Somewhat Agree.