

Sources and Notes

UCUES 2006

Q: During your typical 7-day (168 hour) week during the academic term, how many hours do you spend doing the following?

- A. Paid employment (include paid internships)
- B. Attending classes, discussion sections, or labs
- C. Studying and other academic activities outside of class

CIRP 2006

Q: During your last year in high school, how much time did you spend during a typical week working for pay?

Definition: Class level is defined by cumulative units earned: Freshmen = 0-44.9, Sophomore = 45-89.9, Junior = 90-134.9, and Senior = 135+.

Scholarship of Teaching Presents

“Changes in Time Use by College Students and the Implications for Educators”

Presenters: Dr. Philip Babcock (UCSB) &
Dr. Mindy Marks (UCR)

Location: Surge 172

November 8, 2007 @ 11:30-1:30 p.m.

<http://www.instruction.ucr.edu/>

Office of Undergraduate Education

David Fairris, Vice Provost

Junelyn Peeples, Director of Institutional Research

321 Surge

951-827-2661

<http://vpue.ucr.edu/>

Office of Student Affairs

Danny Kim, Assistant Vice Chancellor

Guadalupe Anaya, Institutional Analyst

2108 Hinderaker Hall

951-827-2407

<http://vcsa.ucr.edu/>



“STUDENT TIME USE”

UC RIVERSIDE
UNIVERSITY OF CALIFORNIA

STUDENT SURVEY BRIEF

FALL 2007

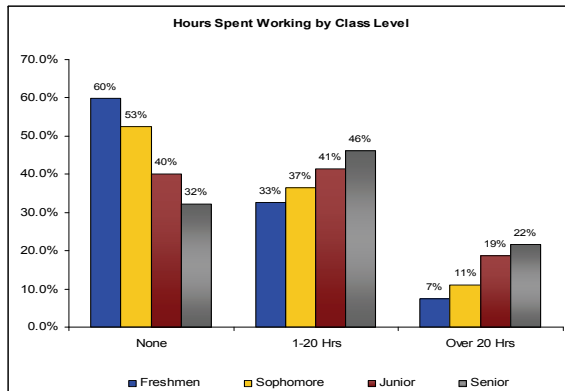
This is the inaugural edition of “Student Survey Brief” – an occasional report on the results of student surveys at the University of California, Riverside, published jointly by the Office of Undergraduate Education and the Office of Student Affairs.

The reports are meant to raise more questions than they answer. Contact us with follow-up questions at: junelyn.peeples@ucr.edu and guadalupe.anaya@ucr.edu

This edition of the “Student Survey Brief” is based on data from the 2006 University of California Undergraduate Experience Survey (UCUES), but also draws on the 2006 Cooperative Institutional Research Program (CIRP) Freshmen Survey.

Paid Employment

As students progress through their academic careers paid employment demands more time in their lives. According to the CIRP survey of matriculating freshmen, 48% of entering freshmen worked during their last year in high school. The UCUES survey reveals that only 40% of freshmen work during their first year at UCR. By way of contrast, 68% of UCR seniors work for pay.

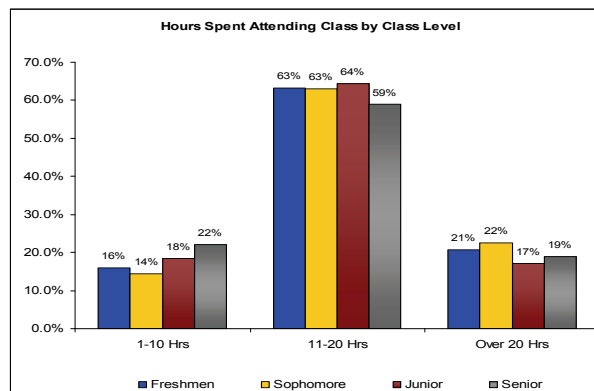


The stair-step figure above illustrates that students are more likely to hold jobs for pay and also to work longer hours as they progress through the ranks. As a whole, 57% of UCR undergraduates are employed, which is roughly equivalent to the 56% who work for pay system wide. Interestingly, UCR undergraduates spend more time on the job than do

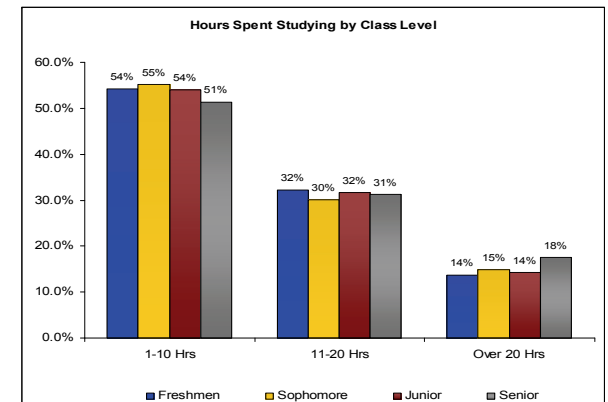
students system wide. The average weekly hours of work is 16.5 for UCR students, but only 14.7 for UC students as a whole.

Class Attendance & Study Time

The figure below offers information on hours spent in class, once again by class level. A majority of students spend between 11-20 hours per week in class. (Average hours of class attendance for UCR students is 16.1, as compared to 15.5 for students system wide.) In contrast to the results for paid employment, there is little significant variation in class time across class levels in these data. As compared to the other class levels, a larger percentage of seniors attend class only 1-10 hours per week, which may be the result of taking fewer units or being absent from class more often. Indeed, seniors are overrepresented, in comparison to other undergraduates, in the combined tales of the “hours in class” distribution, suggesting perhaps that some seniors are skating towards graduation while others are hurriedly trying to finish up.



The following figure offers information on time spent studying outside of class. A majority of students, independent of class rank, spend ten hours or less on homework per week. On average, UCR students spend only 12.0 hours per week studying outside of class. The system-wide average is 13.1. Academic Senate regulations at the University of California suggest that students should be expected to spend two hours of outside study time for every one hour in class. A comparison of the previous two figures reveals that this expectation is not reality. While over 80% of the student body is spending more than 10 hours per week in class, less than 20% of students are amassing the 20 plus hours of study time outside of class that is expected.



Looking across the results in all three figures, there is little evidence of a negative relationship between work for pay and school work. Seniors are disproportionately represented in the ranks of students spending more than 20 hours in paid employment per week, and yet their time devoted to school work (both inside and outside of class) is not disproportionately less than that of their fellow class mates.